

How to Access Class Charts



adapt

succeed



aim high

↑ awareness

↑ drive

↑ aspiration

↑ purpose

↑ trust

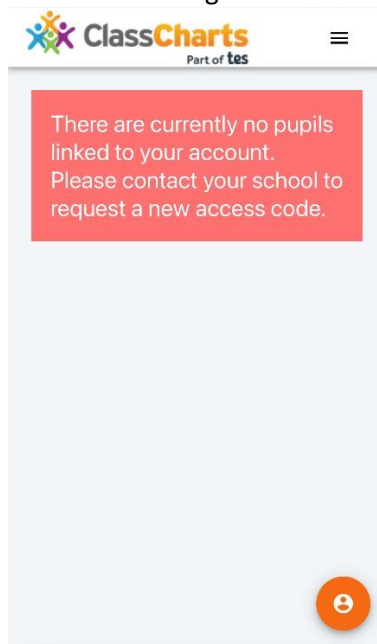


Guide to accessing Class Charts for Parents & Carers

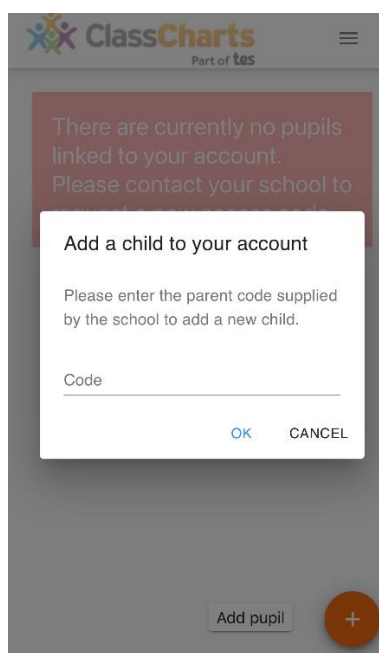
You can access Class Charts through a web browser or by downloading the Class Charts Parents App:



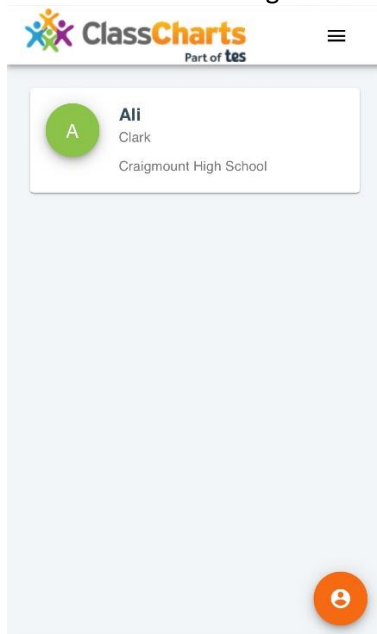
1. Open the Class Charts Parents App or visit www.classcharts.com/parent/login
2. It will ask you to 'Log In' for previous/ existing users or 'Sign up' for new users. Please select whichever option is relevant to you.
3. Once you have logged in, please select the orange icon to 'Add Pupil'



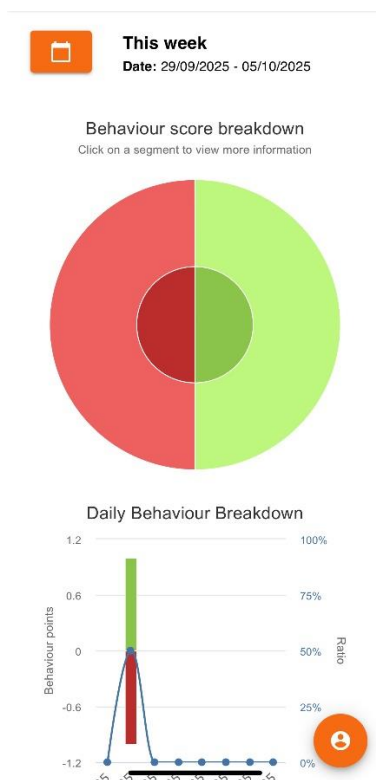
4. Add the parent access code which has been e-mailed to you.



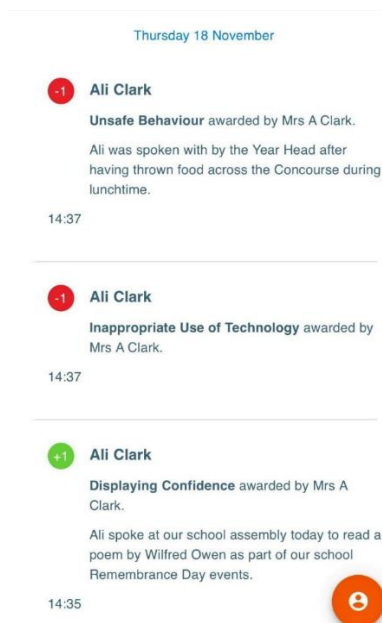
- Once you log in, you will see the name of your pupil. If you need to, you will be able to add a sibling by selecting the icon in the bottom right corner of the screen.



- After you select the name of your child, you will see the dashboard with a pie chart and graph which provides an overview of what has been recorded on our Class Charts system by our staff.



7. Under this you will see specific entries in green or red. Sometimes this may be accompanied by a short explanation about the referral, but this is not always required or necessary.



8. When teachers add information to Class Charts, the app will update. There is no set target for teachers to add information- it is as appropriate to the pupil, subject/ faculty. Information may be added on the day of a lesson or it may be added on a different day/ time, depending on the teacher's overall timetable.

9. All pupils should know that they are receiving a negative at the time of the referral, through discussion with the teacher. Pupils should also know about positive recognition, although this may be explained in a later lesson, perhaps once marked work has been returned to students.

10. Whilst the system allows it, we have not yet turned on the 'push notifications' feature following parent/ carer feedback. This means that you need to visit the app or website to see the information.

11. If you have any questions about Class Charts, please do not hesitate to get in touch with your child's Pupil Support Leader.

